




Year One Weekly Times 18 September 2016

Term 1 Week 3

The treasures of learning!

 <p>Topic: Homes</p> <p>Learning Objectives:</p> <ul style="list-style-type: none"> • Compose a simple sentence with a capital letter and full stop. • Hear, read and write initial letter sounds. • To use knowledge of sounds to read and write <p>Homework: Spelling words for test on 22 September 2016</p> <table border="1" data-bbox="103 996 821 1086"> <tbody> <tr> <td>I</td> <td>to</td> <td>she</td> <td>no</td> <td>we</td> </tr> <tr> <td>a</td> <td>go</td> <td>be</td> <td>me</td> <td>is</td> </tr> </tbody> </table>	I	to	she	no	we	a	go	be	me	is	 <p>Topic: Counting and Numbers</p> <p>Learning Objectives:</p> <ul style="list-style-type: none"> • Count objects to 20. • Add a single digit number by counting on. • Recite numbers backwards from 20 to 0. <p>Homework: Practice counting from 0 –100 Practice counting backwards from 20-0</p>
I	to	she	no	we							
a	go	be	me	is							
 <p>Topic: Ourselves: Our bodies</p> <p>Learning Objectives: Make predictions/comparisons. Ask questions and contribute to discussions about how to seek answers.</p> <p>Activities: www.ngfl-cymru.org.uk/vtc/our_bodies/eng/Introduction/default.htm Activity: Make human stencil of a friends body. P15 ex3.1 we are similar.</p> <p>Homework: Bring a picture/photograph of your family</p>	<p>Social Studies</p> <p>Topic: Myself</p> <p>Learning Objective: To understand that everyone has a different identity.</p> <p>Activity: Draw yourself. Months of the year: Birthdays Measuring and weighing of children http://www.youtube.com/watch?v=rYoZpt3Elmw</p>										
<p>National Education</p> <p>Topic: Faisal the little Arab boy</p> <p>Learning Objectives: Learn and understand about family and culture in the UAE.</p> <p>Activity: P8. Draw a family tree</p> <p>Homework: Make a family tree at home – to be completed by 27/9/16</p>											

<p style="text-align: center;">Arabic</p> <p>Arabs :</p> <p>يتعرف الطالب على أسماء الأشياء حوله وينطقها نطقا صحيحا يتعرف على الكل والجزء يتحدث بلغة عربية بسيطة عن ك</p> <p>Non-Arabs:</p> <p>يتعرف الطالب على بعض الأحرف الجديدة يميز الطالب أصوات الأحرف يكتب الطالب الأحرف بخط جيد من اليمين يتعلم الطالب بعض المفردات <u>Vocabulary:</u></p>	<p style="text-align: center;">Islamic Education</p> <p>Arabs حفظ سورة الفاتحة وفهم معانيها</p> <p>Non-Arabs (To learn):</p> <p>1- <i>to recognize that Ibraheem is the prophet of Allah.</i></p> <p>2- <i>to recognize that Allah is everywhere.</i></p> <p>3- <i>to identify that Allah does not take any physical shape.</i></p> <p>4- <i>to recognize that Allah is Al-Hadi</i></p>
<div style="display: flex; justify-content: space-between; align-items: center;"> <div data-bbox="103 734 331 884"> </div> <div data-bbox="1129 768 1508 952"> </div> </div> <p>Skills: Animal Walks</p> <p>Objectives: Enhance locomotor skills; Improve body awareness; Develop kinesthetic intelligence</p>	

Plans are subject to change and some lessons may get carried forward to the next week.

Put together by the Year One Team 2016-2017